



Heat Shrink Connection & End Seal Kit

HEAT SHRINK INSTALLATION INSTRUCTIONS



The Tools

If using a blowtorch, it is preferable to use a cold yellow flame.




Kit Contents

Connection

End Seal

Connection ▶



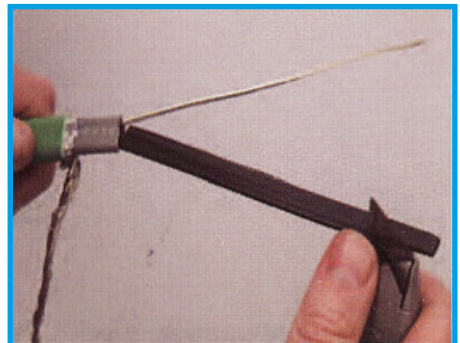
1 Firstly slide the gland over the cable.




5 Pigtail the earth braid. If the cable has an aluminium sheath, remove it.




6 Remove 130mm of the inside jacket. Do not cut through the bus wires.



7 Slide a blade down each bus wire and remove from the black polymer.



11 Slide the smallest tube over the bus wires. Position with 50% overlapping the inner cable.



12 Apply heat and shrink tube fully. Use long-nosed pliers to pinch tube together.


End Seal ▶




1 Remove 80mm of outside jacket from the end of the cable.




5 Apply heat and shrink the tube fully.




6 Pinch the tube together with pliers to seal. Adhesive should be visible at the end.



7 Slide the earth braid back over the cable end. Twist the braid at the end and fold back.



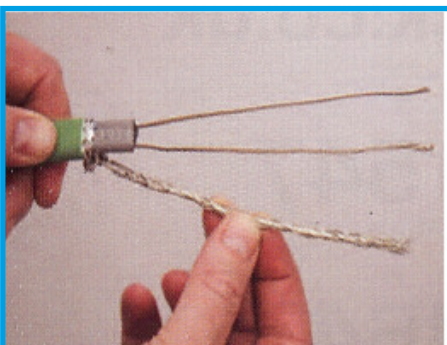
2 Remove 150mm of the outer jacket. Do not damage the earth braid underneath.



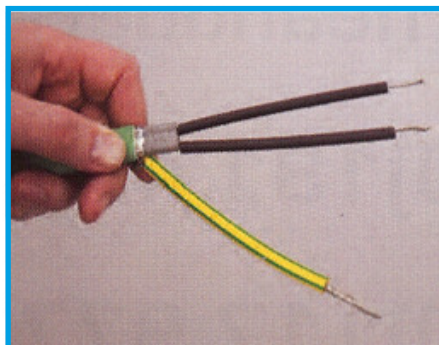
3 Pull the braid apart to make a hole. Do not cut the earth braid.




4 Fold the cable over then push it up and out from the earth braid.



5 Remove the black polymer to leave the bus wires exposed.



6 Slide black insulating tubes over bus wires and green/yellow tube over the earth braid.



7 Apply heat and shrink the tubes. Ensure that the black tubes shrink fully.



8 Slide back the earth braid. If there is a foil sheath, remove it.



9 Remove half of the inner cable.



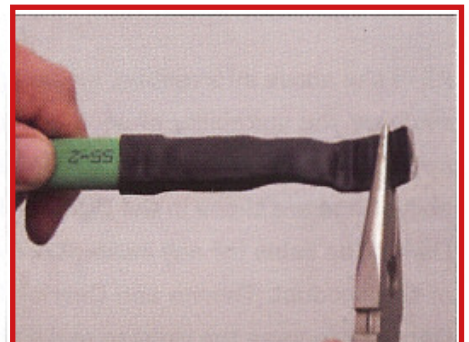
10 Slide over the smaller of the end seal tubes and position with 50% overlap on cable.



11 Slide over the largest tube. Position the tube so it covers the end and the outside cable jacket.



12 Apply heat and shrink fully.



13 Pinch the end of the tube with pliers to seal. Glue should be visible at the end.



01473 276679

sales@frostprotection.co.uk

www.frostprotection.co.uk